



SIDECAR MOTOCROSS WORLD CHAMPIONSHIP TIMETABLE

FRIDAY (06.0.2007)		
1 st circuit control:	16:00	
Meeting with the organisers:	17:30	
2 nd circuit control (if necessary):	18:00	
SATURDAY (07.04.2007)		
	- / = 32 teams	+ 32 teams
Technical control and verification:	07:30 – 11:00	
Jury Meeting:	11:15	
Drivers' briefing:	12:00	
Free practice 1:	13:00 – 13:30	
Group "A" :	13:00 – 13:30	
Group "B" :	13:40 – 14:10	
Free practice 2:	14:30 – 15:00	
Groupe "A" :	14:20 – 14:50	
Groupe "B" :	15:00 – 15:30	
Qualifying practice:	16:00 – 17:00	
Group "A" :	16:00 – 16:40	
Group "B" :	17:00 – 17:40	
Jury Meeting:	17:30	18:00
!! MONDAY (09.04.2007)		
Free start test session qualified teams: (P = Positions / R =Reserves)	P 1 to 16: 09:00 – 09:05 P 17 to 30 + 2 R: 09:10 – 09:15	
Warm-up :	09:15 – 09:55	
Autograph session :	10:30	
Lap of Honour:	11:50	
Race 1 (maximum 30 teams / 30 minutes + 2 laps)		
Motorcycles in the Waiting Zone:	12:50	
Start:	13:00	
Prize-Giving Ceremony (PGC1):	Immediately after Race 1	
Race 2 (maximum 30 teams / 30 minutes + 2 laps)		
Motorcycles in the Waiting Zone:	15:20	
Start:	15:30	
Prize-Giving Ceremony (PGC2):	Immediately after Race 2	
Prize-Giving Ceremony of the Meeting (Final Results)		
Prize-Giving Ceremony (PGCF):	Immediately after PGC2	
Press Conference :	Immediately after PGCF	
Jury Meeting:	16:45	



FEDERATION INTERNATIONALE DE MOTOCYCLISME
KONINKLIJKE NEDERLANDSE MOTORRIJDERS VERENIGING



FREE PRACTICE/QUALIFYING PRACTICE GROUP A and B
ESSAIS LIBRES/ESSAIS QUALIFICATIFS GROUPES A et B

Title of the event/
Titre de la manifestation

GRAND PRIX MOTOCROSS

Class/Classe

SIDECAR

IMN 204/01

Venue/Lieu

OLDEBROEK

Date: 07/09.04.2007

Country/Pays

THE NETHERLANDS

GROUP / GROUPE A

GROUP / GROUPE B

	Starting Nr No de départ	
1.	1	Willemsen
2.	3	Happich
3.	5	Hendrickx J.
4.	7	Hendrickx Jans
5.	9	Pozentat
6.	11	Baustmann
7.	116	Pulnix
8.	15	van Dughoven
9.	18	Cermak
10.	20	Watson
11.	23	Söderqvist
12.	25	Sankernans
13.	28	Derks
14.	32	Clohee
15.	36	Jansen
16.	38	Smit
17.	41	Bechmann
18.	43	Zigaud
19.	66	Leimanis
20.	60	Kisunas
21.	51	Bax
22.	64	Liedt.
23.	72	Hertfelder
24.	63	Kinge
25.	72	Buissen
26.	89	Kelken

	Starting Nr No de départ	
1.	2	Shatsinin
2.	4	Rupkats
3.	6	Bingler
4.	8	Brown
5.	10	Willemsen H.
6.	12	Dickers
7.	14	vd. Beenen
8.	17	Stinjer
9.	19	Sergis
10.	22	Witker
11.	24	Wilkinson
12.	26	Lyne
13.	30	Studebake
14.	33	Groenlaken
15.	37	Wuster
16.	39	Groep
17.	42	Lins
18.	49	Boursand
19.	98	Cerny
20.	76	Wendt
21.	135	Vischer
22.	172	Folkesson
23.	101	Barat
24.	62	Pedionov
25.	68	Martin
26.	83	Hetz



W.C. SIDECAR OLDEBROEK IMN 204/01

Sorted on Best Lap time

W.C. MX SIDECAR

DE BARGEN 1,753 Km

2nd FREE PRACTICE GROUP B

7-4-2007 15:00

Practice

Pos	No.	Name	Model	Union	Best Spd	Best Tm	Diff
1	19	KRISTERS SERGIS & KASPERS STUPELIS	MEFO-KTM	LAMSF / LAMSF	47,873	2:11.823	-
2	68	BERTRAM MARTIN & BRUNO KAELIN	VMC-ZABEL	OEAMTC / FMS	46,938	2:14.451	+2.628
3	8	STUART BROWN & LUKE PETERS	VMC-ZABEL	ACU / ACU	46,592	2:15.448	+3.625
4	6	ANDY BURGLER & MARTIN BETSCHAT	VMC-KTM	FMS / FMS	46,414	2:15.969	+4.146
5	101	DAVID BARAT & GUENNADY AUVRAY	VMC-ZABEL	FFM / FFM	46,378	2:16.073	+4.250
6	4	MARIS RUPEIKS & HARALDS KURPNIEKS	AYR-KTM	LAMSF /LAMSF	46,351	2:16.153	+4.330
7	33	MARCEL GRONDMAN & ALFONS EGGERS	VMC-ZABEL	KNMV / KNMV	46,007	2:17.171	+5.348
8	12	JANIS DAIDERS & LAIRIS DAIDERS	AYR-KTM	LAMSF / LAMSF	45,972	2:17.274	+5.451
9	2	EVGENY SHERBININ & SERGEY SOSNOVSKIKH	MEFO-MTH	MFR /MFR	45,965	2:17.296	+5.473
10	24	SCOTT WILKINSON & GARY BURT	VMC-ZABEL	ACU / ACU	45,762	2:17.906	+6.083
11	135	JAN VISSCHER & JEROEN VISSCHER	VMC-ZABEL	KNMV / KNMV	45,674	2:18.171	+6.348
12	22	MARTIN WALTER & ANDRE SAAM	VMC-ZABEL	DMSB / DMSB	45,661	2:18.211	+6.388
13	14	JARNO van de BOOMEN & HENRY van de WIEL	VMC-ZABEL	KNMV / KNMV	45,278	2:19.379	+7.556
14	17	ERIC SCHRIVVER & RICK van GAALEN	VMC-ZABEL	KNMV / KNMV	45,225	2:19.543	+7.720
15	10	MARCEL WILLEMSSEN & BJORN ROES	BSU-ZABEL	KNMV / KNMV	45,132	2:19.831	+8.008
16	37	MAIKEL KUSTER & WILFRIED KEUBEN	VMC-ZABEL	KNMV / KNMV	44,936	2:20.440	+8.617
17	26	JOHN LYNE & PETE GIRLING	VMC-ZABEL	MUL / ACU	44,454	2:21.964	+10.141
18	98	LUKAS CERNY & MIROSLAV VOSMIK	VMC-JAWA	ACCR / ACCR	44,099	2:23.104	+11.281
19	39	PATRICK GREUP & TONY KRAMER	VMC-MTH	MUL / MUL	43,942	2:23.615	+11.792
20	83	STEFFAN METZ & BILLY HILPERT	AYR -KTM	OEAMTC / OEAMTC	43,791	2:24.112	+12.289
21	49	HERVE BOURSAUD & JOEL BEQUILLARD	VMC-KTM	FFM / FFM	43,410	2:25.375	+13.552
22	30	GEERT DEVOLDRE & EDOUARD CHEREAU	VMC-HUSABERG	FFM / FFM	42,307	2:29.168	+17.345
23	76	ANDRE WENDT & MIRCO WENDT	NMP-JF	DMSB / DMSB	42,201	2:29.541	+17.718
24	42	JEAN MARIE AINS & BERNARD JAYET	MEFO-KTM	FFM / FFM	41,958	2:30.409	+18.586
25	172	SONNIE FOLKESSON & MATTIAS ANDERSSON	MEFO-MTH	SVEMO / SVEMO	40,286	2:36.650	+24.827
26	62	IGOR RODIONOV & DMITRY RODIONOV	AYR-KTM	EMF / EMF	39,440	2:40.012	+28.189

Printed: 7-4-2007 15:41:39

CLERK OF THE COURSE : Mr. D.J. WOLSINK CHIEF TIMEKEEPING Mrs. GEA DAVIDS

PRESIDENT OF THE JURY : NINA BIRJUKOVA

SUBJECT TO RATIFICATION BY THE INTERNATIONAL JURY

START TIME FINISCH TIME FIRST RIDER PUBLICATION TIME

15.35
[Signature]

Licensed to: **BEDUM**

Orbits 3

www.amb-it.com

www.mylaps.com



W.C. SIDECAR OLDEBROEK IMN 204/01

Sorted on Best Lap time

W.C. MX SIDECAR

DE BARGEN 1,753 Km

QUALIFYING PRACTICE GROUP A

7-4-2007 16:00

Qualify

Pos	No.	Name	Model	Union	Best Spd	Best Tm	Diff
1	1	DANIEL WILLEMSEN & RETO GRUTTER	VMC-ZABEL	KNMV / KNMV	49,555	2:07.349	-
2	23	HENDRIK SÖDERQVIST & TOBIAS SYLWAN	AYR-HUSABERG	SVEMO / SVEMO	48,537	2:10.021	+2.672
3	9	VACLAV ROZENHAL & MAREK ROZENHAL	VMC-ZABEL	ACCR / ACCR	48,037	2:11.373	+4.024
4	5	JAN HENDRICKX & TIM SMEUNINX	VMC / ZABEL	FMB / FMB	47,965	2:11.571	+4.222
5	7	JORIS HENDRICKX & ELI PICCART	AYR -KTM	FMB / FMB	47,886	2:11.788	+4.439
6	18	TOMAS CERMAK & ONDREJ CERMAK	MEFO-JAWA	ACCR / ACCR	47,787	2:12.060	+4.711
7	25	KRISTOF SANTERMANS & PATRICK NIEUWENHUIZEN	SST-YAMAHA	FMB / OEAMTC	47,556	2:12.703	+5.354
8	20	JOHN WATSON & MARK WATSON	VMC-ZABEL	ACU / ACU	47,541	2:12.744	+5.395
9	3	MARKO HAPPICH & MEINRAD SCHELBERT	VMC-ZABEL	DMSB / DMSB	47,516	2:12.814	+5.465
10	116	NICKY PULINX & LUDO SOMERS	AYR - KTM	FMB / FMB	47,503	2:12.851	+5.502
11	15	CARLO van DUIJNHOFEN & CHRISTIAN VERHAGEN	VMC-ZABEL	KNMV / KNMV	47,471	2:12.940	+5.591
12	11	JOSEF BRUSTMANN & PHILIP SCHMIDT	NMP-JF	DMSB / DMSB	47,156	2:13.829	+6.480
13	28	THIJS DERKS & ROY DERKS	BSU-HUSABERG	KNMV / KNMV	47,037	2:14.166	+6.817
14	51	ETIENNE BAX & MARC van DEUTEKOM	VMC-ZABEL	MUL / MUL	46,918	2:14.507	+7.158
15	66	KARLIS LEIMANIS & KASPARS LIEPINS	AYR-KTM	LAMSF/LAMSF	46,791	2:14.871	+7.522
16	36	WIM JANSSEN & HENK ROENHÖRST	VMC-ZABEL	MUL / KNMV	46,444	2:15.879	+8.530
17	43	BAPTISTE BIGAND & JULIEN BIGAND	BSU-MTH	FFM / FFM	46,295	2:16.317	+8.968
18	38	JOHAN SMIT & BART NOTTEN	BSU-ZABEL	MUL / KNMV	46,163	2:16.708	+9.359
19	72	TOBIAS HERTFELDER & FABIAN HERTFELDER	VMC-ZABEL	DMSB / DMSB	46,055	2:17.028	+9.679
20	32	ANDREAS CLOHSE & STEVE van TONGERLOO	VMC-ZABEL	MUL / MUL	45,907	2:17.470	+10.121
21	52	PETER BRUSSEN & RICK SELLIS	VMC-ZABEL	OEAMTC / OEAMTC	45,032	2:20.139	+12.790
22	41	JENS BOCHMANN & STEFAN PROGSCHA	AYR-ZABEL	DMSB / DMSB	44,486	2:21.861	+14.512
23	60	ROMES KISUNAS & MENTES KISUNAS	BSU-ZABEL	LMSF / LMSF	42,394	2:28.861	+21.512
24	89	BENNIE KEUBEN & PHILIP MAGNIN	HFB-KTM	OEAMTC / OEAMTC	41,492	2:32.096	+24.747
25	64	WILLI LIEBL & VACLAV HOTOVY	MEFO-ZABEL	ACCR / ACCR	37,831	2:46.814	+39.465

16.45





W.C. SIDECAR OLDEBROEK IMN 204/01

Sorted on Best Lap time

W.C. MX SIDECAR

DE BARGEN 1,753 Km

QUALIFYING PRACTICE GROUP B

7-4-2007 17:00

Qualify

Pos	No.	Name	Model	Union	Best Spd	Best Tm	Diff
1	19	KRISTERS SERGIS & KASPER S STUPELIS	MEFO-KTM	LAMSF / LAMSF	47,818	2:11.975	-
2	33	MARCEL GRONDMAN & ALFONS EGGERS	VMC-ZABEL	KNMV / KNMV	47,509	2:12.833	+0.858
3	4	MARIS RUPEIKS & HARALDS KURPNIKS	AYR-KTM	LAMSF / LAMSF	47,309	2:13.394	+1.419
4	6	ANDY BURGLER & MARTIN BETSCHART	VMC-KTM	FMS / FMS	47,245	2:13.575	+1.600
5	10	MARCEL WILLEMSSEN & BJORN ROES	BSU-ZABEL	KNMV / KNMV	46,985	2:14.316	+2.341
6	14	JARNO van de BOOMEN & HENRY van de WIEL	VMC-ZABEL	KNMV / KNMV	46,835	2:14.744	+2.769
7	8	STUART BROWN & LUKE PETERS	VMC-ZABEL	ACU / ACU	46,832	2:14.755	+2.780
8	2	EVGENY SHERBININ & SERGEY SOSNOVSKIKH	MEFO-MTH	MFR / MFR	46,778	2:14.911	+2.936
9	68	BERTRAM MARTIN & BRUNO KAELIN	VMC-ZABEL	OEAMTC / FMS	46,429	2:15.923	+3.948
10	101	DAVID BARAT & GUENNADY AUVRAY	VMC-ZABEL	FFM / FFM	46,365	2:16.111	+4.136
11	30	GEERT DEVOLDRE & EDOUARD CHEREAU	VMC-HUSABERG	FFM / FFM	46,359	2:16.130	+4.155
12	22	MARTIN WALTER & ANDRE SAAM	VMC-ZABEL	DMSB / DMSB	46,333	2:16.204	+4.229
13	12	JANIS DAIDERS & LAIRIS DAIDERS	AYR-KTM	LAMSF / LAMSF	46,244	2:16.468	+4.493
14	24	SCOTT WILKINSON & GARY BURT	VMC-ZABEL	ACU / ACU	46,201	2:16.594	+4.619
15	26	JOHN LYNE & PETE GIRLING	VMC-ZABEL	MUL / ACU	46,150	2:16.746	+4.771
16	17	ERIC SCHRIJVER & RICK van GAALLEN	VMC-ZABEL	KNMV / KNMV	45,941	2:17.368	+5.393
17	135	JAN VISSCHER & JEROEN VISSCHER	VMC-ZABEL	KNMV / KNMV	45,727	2:18.009	+6.034
18	98	LUKAS CERNY & MIROSLAV VOSMIK	VMC-JAWA	ACCR / ACCR	45,612	2:18.357	+6.382
19	37	MAIKEL KUSTER & WILFRIED KEUBEN	VMC-ZABEL	KNMV / KNMV	45,157	2:19.752	+7.777
20	83	STEFFAN METZ & BILLY HILPERT	AYR-KTM	OEAMTC / OEAMTC	44,344	2:22.314	+10.339
21	39	PATRICK GREUP & TONY KRAMER	VMC-MTH	MUL / MUL	44,209	2:22.750	+10.775
22	62	IGOR RODIONOV & DMITRY RODIONOV	AYR-KTM	EMF / EMF	44,095	2:23.119	+11.144
23	172	SONNIE FOLKESSON & MATTIAS ANDERSSON	MEFO-MTH	SVEMO / SVEMO	44,075	2:23.183	+11.208
24	42	JEAN MARIE AINS & BERNARD JAYET	MEFO-KTM	FFM / FFM	43,966	2:23.539	+11.564
25	76	ANDRE WENDT & MIRCO WENDT	NMP-JF	DMSB / DMSB	43,935	2:23.639	+11.664
26	49	HERVE BOURSAUD & JOEL BEQUILLARD	VMC-KTM	FFM / FFM	42,602	2:28.134	+16.159

17.45




WC SIDECAR OLDEBROEK IMN 204/01

W.C. MX SIDECAR

DE BARGEN 1,753 Km

WARMING UP

9-4-2007 09:35

Practice

(1) DANIEL WILLEMSSEN & RETO GRUJ	6	2:06.586	-	2	2:08.995	+0.909	4	2:12.204	+3.030							
1	2:30.669	+28.233		3	2:35.323	+27.237	5	9:30.470	+7:21.296							
2	2:32.366	+29.930	(4) MARIS RUPEIKS & HARALDS KURI	4	10:28.798	+8:20.712	6	2:09.174	-							
3	2:02.436	-	1	2:06.709	-	6	2:47.237	+38.063								
4	3:03.903	+1:01.467	2	2:23.088	+16.379	7	2:27.170	+19.084	(3) MARKO HAPPICH & MEINRAD SCH							
5	13:23.072	+11:20.636	3	5:41.635	+3:34.926	8	2:18.533	+10.447	1	2:14.306	+4.927					
6	2:26.479	+24.043	4	3:14.727	+1:08.018	(9) VACLAV ROZENHAL & MAREK RO.	3	2:18.084	+8.705	2	2:14.659	+5.280				
7	2:42.337	+39.901	5	2:28.268	+21.559	1	2:16.759	+8.596	4	2:29.494	+20.115					
(20) JOHN WATSON & MARK WATSON	6	2:12.871	+6.162	2	2:08.163	-	5	9:25.271	+7:15.892	6	2:12.355	+2.976				
1	2:13.087	+7.195	(2) EVGENY SHERBININ & SERGEY S	1	2:35.239	+28.297	3	2:41.438	+33.275	7	3:31.622	+1:22.243				
2	2:05.892	-	2	2:07.733	+0.791	4	2:23.697	+15.534	5	12:52.546	+10:44.383	8	3:34.374	+1:24.995		
3	20:10.988	+18:05.096	3	2:06.942	-	6	2:10.471	+2.308	7	2:31.598	+23.435	9	2:09.379	-		
4	2:10.418	+4.526	4	3:03.771	+56.829	7	2:31.598	+23.435	10	3:13.723	+1:04.344	10	3:13.723	+1:04.344		
5	2:10.157	+4.265	5	11:22.619	+9:15.677	(116) NICKY PULINX & LUDO SOMERS	1	2:16.368	+7.920	11	2:31.849	+22.470	(8) STUART BROWN & LUKE PETERS	1	2:15.827	+6.352
6	2:56.797	+50.905	6	2:50.533	+43.591	2	6:47.496	+4:39.048	2	2:10.955	+1.480	2	2:10.955	+1.480		
(19) KRISTERS SERGIS & KASPER S	7	2:16.669	+9.727	7	2:16.669	+9.727	3	2:08.448	-	3	2:09.475	-	3	2:09.475	-	
1	2:19.512	+13.608	8	2:21.489	+14.547	(17) ERIC SCHRIJVER & RICK van GA	4	2:13.428	+4.980	4	2:49.243	+39.768	4	2:49.243	+39.768	
2	2:05.904	-	1	2:09.899	+2.089	1	2:09.899	+2.089	5	13:26.700	+11:18.252	5	7:28.696	+5:19.221		
3	2:32.676	+26.772	2	2:07.810	-	2	2:07.810	-	6	2:22.727	+14.279	6	2:10.000	+0.525		
4	10:09.715	+8:03.811	3	2:12.778	+4.968	3	2:12.778	+4.968	7	2:16.344	+7.896	7	2:45.952	+36.477		
5	3:22.409	+1:16.505	4	2:13.008	+5.198	4	2:13.008	+5.198	8	2:10.429	+1.981	(12) JANIS DAIDERS & LAIRIS DAIDER	1	2:24.266	+14.171	
6	2:08.858	+2.954	5	7:48.628	+5:40.818	5	7:48.628	+5:40.818	9	2:50.273	+41.825	2	2:45.314	+35.219		
7	2:10.819	+4.915	6	2:09.844	+2.034	6	2:09.844	+2.034	(68) BERTRAM MARTIN & BRUNO KAE	1	7:09.089	+5:00.226	3	12:31.246	+10:21.151	
8	2:16.197	+10.293	7	3:45.422	+1:37.612	7	3:45.422	+1:37.612	2	2:27.937	+19.074	4	2:10.095	-		
9	3:25.118	+1:19.214	8	2:27.287	+19.477	8	2:27.287	+19.477	3	2:08.863	-	5	2:45.717	+35.622		
(18) TOMAS CERMAK & ONDREJ CER	9	2:13.863	+6.053	9	2:13.863	+6.053	9	2:13.863	+6.053	4	2:10.931	+0.698	(11) JOSEF BRUSTMANN & PHILIP SC	1	2:15.089	+4.856
1	2:08.590	+2.412	10	2:13.590	+5.780	10	2:13.590	+5.780	5	3:05.200	+56.337	2	2:10.824	+0.591		
2	2:06.178	-	11	2:31.803	+23.993	11	2:31.803	+23.993	6	7:41.352	+5:32.489	3	2:12.004	+1.771		
3	2:10.351	+4.173	12	2:11.568	+3.758	12	2:11.568	+3.758	7	2:10.119	+1.256	4	9:25.265	+7:15.032		
4	2:12.200	+6.022	13	2:26.728	+18.918	13	2:26.728	+18.918	8	2:49.991	+41.128	5	2:10.233	-		
5	2:10.944	+4.766	14	2:11.897	+4.087	14	2:11.897	+4.087	9	2:26.668	+17.805	6	2:10.931	+0.698		
6	2:25.854	+19.676	(24) SCOTT WILKINSON & GARY BUR	1	2:20.924	+12.940	1	2:20.924	+12.940	10	2:51.043	+42.180	7	2:11.341	+1.108	
7	2:40.148	+33.970	2	2:07.984	-	2	2:07.984	-	(10) MARCEL WILLEMSSEN & BJORN R	1	2:10.358	+1.380	8	2:40.915	+30.682	
8	2:16.200	+10.022	3	3:10.133	+1:02.149	3	3:10.133	+1:02.149	2	2:08.978	-	(28) THIJS DERKS & ROY DERKS	1	2:12.464	+2.201	
9	2:58.104	+51.926	4	13:14.144	+11:06.160	4	13:14.144	+11:06.160	3	3:17.793	+1:08.815	2	2:10.263	-		
10	2:16.375	+10.197	5	2:11.044	+3.060	5	2:11.044	+3.060	7	2:08.978	-	3	2:41.744	+31.481		
11	2:22.234	+16.056	6	2:50.276	+42.292	6	2:50.276	+42.292	8	3:17.793	+1:08.815	4	5:56.098	+3:45.835		
12	2:18.355	+12.177	7	2:11.465	+3.481	7	2:11.465	+3.481	(7) JORIS HENDRICKX & ELI PICCART	1	2:13.170	+3.996	4	5:56.098	+3:45.835	
(5) JAN HENDRICKX & TIM SMEUNINX	8	3:28.816	+1:20.832	8	3:28.816	+1:20.832	8	3:28.816	+1:20.832	2	2:11.942	+2.768	5	2:10.095	-	
1	2:39.711	+33.125	(23) HENDRIK SØDERQVIST & TOBIAS	1	2:08.086	-	1	2:08.086	-	3	2:50.697	+41.523	6	2:10.931	+0.698	
2	2:46.423	+39.837	1	2:08.086	-	2	2:11.942	+2.768	2	2:11.942	+2.768	7	2:11.341	+1.108		
3	2:06.618	+0.032	2	2:07.984	-	3	3:17.793	+1:08.815	8	3:17.793	+1:08.815	8	2:40.915	+30.682		
4	2:08.145	+1.559	3	3:10.133	+1:02.149	(10) MARCEL WILLEMSSEN & BJORN R	1	2:10.358	+1.380	1	2:10.358	+1.380	9	2:10.931	+0.698	
5	10:00.380	+7:53.794	4	13:14.144	+11:06.160	2	2:08.978	-	2	2:08.978	-	2	2:10.263	-		

Printed: 9-4-2007 10:04:17

CLERK OF THE COURSE : Mr. D.J. WOLSINK CHIEF TIMEKEEPING Mrs. GEA DAVIDS

PRESIDENT OF THE JURY : Mr. BILL AMICK

SUBJECT TO RATIFICATION BY THE INTERNATIONAL JURY

START TIME FINISCH TIME FIRST RIDER PUBLICATION TIME


Licensed to: KNMV

Orbits 3

www.amb-it.com

www.mylaps.com

Page 1/2

1005




WC SIDECAR OLDEBROEK IMN 204/01

W.C. MX SIDECAR

DE BARGEN 1,753 Km

WARMING UP

9-4-2007 09:35

Practice

5	3:35.068	+1:24.805	4	8:45.060	+6:33.576	2	2:20.693	+3.949
6	2:20.652	+10.389	5	2:11.484	-	3	2:17.568	+0.824
7	2:35.406	+25.143	6	2:26.803	+15.319	4	2:22.258	+5.514
8	2:12.412	+2.149	7	2:37.875	+26.391	5	2:16.744	-
9	2:38.744	+28.481				6	2:16.995	+0.251
						7	12:17.459	+10:00.715
			(26) JOHN LYNNE & PETE GIRLING					
(22) MARTIN WALTER & ANDRE SAAM	1	2:14.026	+3.726	2	2:11.538	-	(15) CARLO van DUIJNHOFEN & CHRIS	
	2	2:11.996	+1.696	3	2:35.811	+24.273	1	6:26.963
	3	2:12.217	+1.917	4	10:49.898	+8:38.360		
	4	2:12.632	+2.332	5	2:11.808	+0.270		
	5	2:33.817	+23.517	6	2:39.698	+28.160		
	6	16:01.041	+13:50.741	7	11:39.442	+9:27.904		
	7	2:10.300	-					
	8	2:11.411	+1.111	(66) KARLIS LEIMANIS & KASPARS LIETAVIJS				
	9	2:44.043	+33.743	1	2:21.312	+9.309		
				2	2:12.003	-		
(14) JARNO van de BOOMEN & HENRY	3	2:25.888	+13.885	3	2:25.888	+13.885		
	1	2:11.329	+0.980	4	2:20.556	+8.553		
	2	2:10.349	-	5	2:14.668	+2.665		
	3	2:34.283	+23.934	6	2:39.728	+27.725		
				7	2:21.335	+9.332		
(6) ANDY BURGLER & MARTIN BETSCH	8	10:22.127	+8:10.124	8	2:21.335	+9.332		
	1	2:16.235	+5.719	9	10:22.127	+8:10.124		
	2	2:14.476	+3.960	10	2:22.059	+10.056		
	3	2:11.808	+1.292		2:18.845	+6.842		
	4	2:45.678	+35.162	(36) WIM JANSSEN & HENK ROENHOF				
	5	12:06.705	+9:56.189	1	2:21.306	+9.289		
	6	2:10.516	-	2	2:12.109	+0.092		
	7	2:10.544	+0.028	3	2:12.017	-		
	8	2:44.569	+34.053	4	2:49.734	+37.717		
	9	2:36.825	+26.309	5	12:32.016	+10:19.999		
				6	2:13.389	+1.372		
(51) ETIENNE BAX & MARC van DEUTING	7	2:15.490	+3.473	7	2:15.490	+3.473		
	1	2:18.531	+7.508	8	3:17.184	+1:05.167		
	2	2:24.956	+13.933	(33) MARCEL GRONDMAN & ALFONS				
	3	2:27.169	+16.146	1	2:14.683	-		
	4	2:19.985	+8.962	2	3:34.794	+1:20.111		
	5	13:08.523	+10:57.500	3	6:05.729	+3:51.046		
	6	2:11.023	-	(30) GEERT DEVOLDRE & EDOUARD				
	7	2:31.169	+20.146	1	9:23.005	+7:07.389		
	8	2:55.603	+44.580	2	8:54.164	+6:38.548		
	9	2:40.177	+29.154	3	2:15.616	-		
	10	2:37.805	+26.782	4	2:27.298	+11.682		
(25) KRISTOF SANTERMANS & PATRIEK				(101) DAVID BARAT & GUENNADY AU				
	1	2:17.461	+5.977	1	2:29.204	+12.460		
	2	2:16.276	+4.792					
	3	2:20.207	+8.723					

Printed: 9-4-2007 10:04:17

CLERK OF THE COURSE : Mr. D.J. WOLSINK CHIEF TIMEKEEPING Mrs. GEA DAVIDS

PRESIDENT OF THE JURY : Mr. BILL AMICK

SUBJECT TO RATIFICATION BY THE INTERNATIONAL JURY

START TIME FINISCH TIME FIRST RIDER PUBLICATION TIME

Licensed to: KNMV

Orbits 3

www.amb-it.com

www.mylaps.com

Page 2/2

1005



STARTGRID 09-04-2007

1	1 DANIEL WILLEMSSEN & RETO GRUTTER	2:07.349	
2	19 KRISTERS SERGIS & KASPERS STUPELIS	2:11.975	
3	23 HENDRIK SÖDERQVIST & TOBIAS SYLWAN	2:10.021	
4	33 MARCEL GRONDMAN & ALFONS EGGERS	2:12.833	
5	9 VACLAV ROZENHAL & MAREK ROZENHAL	2:11.373	
6	4 MARIS RUPEIKS & HARALDS KURPNIKS	2:13.394	
7	5 JAN HENDRICKX & TIM SMEUNINX	2:11.571	
8	6 ANDY BURGLER & MARTIN BETSCHART	2:13.575	
9	7 JORIS HENDRICKX & ELI PICCART	2:11.788	
10	10 MARCEL WILLEMSSEN & BJORN ROES	2:14.316	
11	18 TOMAS CERMAK & ONDREJ CERMAK	2:12.060	
12	14 JARNO van de BOOMEN & HENRY van de WIEL	2:14.744	
13	25 KRISTOF SANTERMANS & PATRICK NIEUWENHUIZEN	2:12.703	
14	8 STUART BROWN & LUKE PETERS	2:14.755	
15	20 JOHN WATSON & MARK WATSON	2:12.744	
16	2 EVGENY SHERBININ & SERGEY SOSNOVSKIKH	2:14.911	
17	3 MARKO HAPPICH & MEINRAD SCHELBERT	2:12.814	
18	68 BERTRAM MARTIN & BRUNO KAELEN	2:15.923	
19	116 NICKY PULINX & LUDO SOMERS	2:12.851	
20	101 DAVID BARAT & GUENNADY AUVRAY	2:16.111	
21	15 CARLO van DUIJNHOFEN & CHRISTIAN VERHAGEN	2:12.940	
22	30 GEERT DEVOLDRE & EDOUARD CHEREAU	2:16.130	
23	11 JOSEF BRUSTMANN & PHILIP SCHMIDT	2:13.829	
24	22 MARTIN WALTER & ANDRE SAAM	2:16.204	
25	28 THIJS DERKS & ROY DERKS	2:14.166	
26	12 JANIS DAIDERS & LAIRIS DAIDERS	2:16.468	
27	51 ETIENNE BAX & MARC van DEUTEKOM	2:14.507	
28	24 SCOTT WILKINSON & GARY BURT	2:16.594	
29	66 KARLIS LEIMANIS & KASPARS LIEPINS	2:14.871	
30	26 JOHN LYNE & PETE GIRLING	2:16.746	
	36 WIM JANSSEN & HENK ROENHORST	2:15.879	RESERVE
	17 ERIC SCHRIJVER & RICK van GAALLEN	2:17.368	RESERVE



WC SIDECAR OLDEBROEK IMN 204/01

Sorted on Best Lap time

W.C. SIDECARS

DE BARGEN 1,753 Km


WARM UP

9-4-2007 09:15

Practice



Pos	No. Name	Model	Union	Best Spd	Best Tm	Diff
1	1 DANIEL WILLEMSSEN & RETO GRUTTER	VMC-ZABEL	KNMV / KNMV	51,544	2:02.436	-
2	20 JOHN WATSON & MARK WATSON	VMC-ZABEL	ACU / ACU	50,127	2:05.895	+3.459
3	19 KRISTERS SERGIS & KASPERIS STUPELIS	MEFO-KTM	LAMSF / LAMSF	50,123	2:05.906	+3.470
4	18 TOMAS CERMAK & ONDREJ CERMAK	MEFO-JAWA	ACCR / ACCR	50,014	2:06.181	+3.745
5	5 JAN HENDRICKX & TIM SMEUNINX	VMC-ZABEL	FMB / FMB	49,854	2:06.586	+4.150
6	4 MARIS RUPEIKS & HARALDS KURPNIKS	AYR-KTM	LAMSF /LAMSF	49,804	2:06.712	+4.276
7	2 EVGENY SHERBININ & SERGEY SOSNOVSKIKH	MEFO-MTH	MFR /MFR	49,714	2:06.942	+4.506
8	17 ERIC SCHRIJVER & RICK van GAALEN	VMC-ZABEL	KNMV / KNMV	49,376	2:07.811	+5.375
9	24 SCOTT WILKINSON & GARY BURT	VMC-ZABEL	ACU / ACU	49,309	2:07.984	+5.548
10	23 HENDRIK SÖDERQVIST & TOBIAS SYLWAN	AYR-HUSABERG	SVEMO / SVEMO	49,270	2:08.087	+5.651
11	9 VACLAV ROZENHAL & MAREK ROZENHAL	VMC-ZABEL	ACCR / ACCR	49,240	2:08.163	+5.727
12	116 NICKY PULINX & LUDO SOMERS	AYR - KTM	FMB / FMB	49,133	2:08.442	+6.006
13	68 BERTRAM MARTIN & BRUNO KAELEN	VMC-ZABEL	OEAMTC / FMS	48,972	2:08.865	+6.429
14	10 MARCEL WILLEMSSEN & BJORN ROES	BSU-ZABEL	KNMV / KNMV	48,930	2:08.975	+6.539
15	7 JORIS HENDRICKX & ELI PICCART	AYR -KTM	FMB / FMB	48,856	2:09.171	+6.735
16	3 MARKO HAPPICH & MEINRAD SCHELBERT	VMC-ZABEL	DMSB /DMSB	48,776	2:09.382	+6.946
17	8 STUART BROWN & LUKE PETERS	VMC-ZABEL	ACU / ACU	48,742	2:09.473	+7.037
18	12 JANIS DAIDERS & LAIRIS DAIDERS	AYR KTM	LAMSF / LAMSF	48,508	2:10.098	+7.662
19	11 JOSEF BRUSTMANN & PHILIP SCHMIDT	NMP-JF	DMSB / DMSB	48,458	2:10.233	+7.797
20	28 THIDS DERKS & ROY DERKS	BSU-HUSABERG	KNMV / KNMV	48,445	2:10.268	+7.832
21	22 MARTIN WALTER & ANDRE SAAM	VMC-ZABEL	DMSB / DMSB	48,432	2:10.303	+7.867
22	14 JARNO van de BOOMEN & HENRY van de WIEL	VMC-ZABEL	KNMV / KNMV	48,414	2:10.351	+7.915
23	6 ANDY BURGLER & MARTIN BETSCHAT	VMC-KTM	FMS / FMS	48,354	2:10.513	+8.077
24	51 ETIENNE BAX & MARC van DEUTEKOM	VMC-ZABEL	MUL / MUL	48,166	2:11.023	+8.587
25	25 KRISTOF SANTERMANS & PATRICK NIEUWFNHUIZEN	SST-YAMAHA	FMB / OEAMTC	47,996	2:11.486	+9.050
26	26 JOHN LYNE & PETE GIRLING	VMC-ZABEL	MUL / ACU	47,979	2:11.532	+9.096
27	66 KARLIS LEIMANIS & KASPERS LIEPINS	AYR-KTM	LAMSF/LAMSF	47,807	2:12.006	+9.570
28	36 WIM JANSSEN & HENK ROENHORST	VMC-ZABEL	MUL / KNMV	47,803	2:12.017	+9.581
29	33 MARCEL GRONDMAN & ALFONS EGGERS	VMC-ZABEL	KNMV / KNMV	46,860	2:14.673	+12.237
30	30 GEERT DEVOLDERE & EDOUARD CHEREAU	VMC-HUSABERG	FFM / FFM	46,535	2:15.613	+13.177
31	101 DAVID BARAT & GUENNADY AUVRAY	VMC-ZABEL	FFM / FFM	46,150	2:16.744	+14.308
32	15 CARLO van DUJNHOFEN & CHRISTIAN VERHAGEN	VMC-ZABEL	KNMV / KNMV	16,309	6:26.962	+4:24.526

10.05




WC SIDECAR OLDEBROEK IMN 204/01

Sorted on Laps


W.C. SIDECARS

DE BARGEN 1,753 Km

1st RACE

9-4-2007 13:00

Race



Pos	No.	Name	Best Tm	Diff	Best Spd	Points
1	1	DANIEL WILLEMSSEN & RETO GRUTTER	2:05.738	-	50,190	25
2	5	JAN HENDRICKX & TIM SMEUNINX	2:07.092	+7.616	49,655	22
3	6	ANDY BURGLER & MARTIN BETSCHART	2:08.295	+12.346	49,190	20
4	23	HENDRIK SÖDERQVIST & TOBIAS SYLWAN	2:07.473	+20.785	49,507	18
5	3	MARKO HAPPICH & MEINRAD SCHELBERT	2:11.955	+1:13.855	47,825	16
6	4	MARIS RUPEIKS & HARALDS KURPNIKS	2:07.965	+1:18.777	49,317	15
7	14	JARNO van de BOOMEN & HENRY van de WIEL	2:10.648	+1:21.684	48,304	14
8	2	EVGENY SHERBININ & SERGEY SOSNOVSKIKH	2:11.205	+1:22.824	48,099	13
9	116	NICKY PULINX & LUDO SOMERS	2:12.665	+1:24.241	47,569	12
10	19	KRISTERS SERGIS & KASPERS STUPELIS	2:08.532	+1:31.427	49,099	11
11	12	JANIS DAIDERS & LAIRIS DAIDERS	2:10.537	+1:32.690	48,345	10
12	33	MARCEL GRONDMAN & ALFONS EGGERS	2:11.757	+1:34.869	47,897	9
13	8	STUART BROWN & LUKE PETERS	2:12.105	+1:39.550	47,771	8
14	10	MARCEL WILLEMSSEN & BJORN ROES	2:11.095	+1:58.486	48,139	7
15	22	MARTIN WALTER & ANDRE SAAM	2:13.265	+1:59.650	47,355	6
16	11	JOSEF BRUSTMANN & PHILIP SCHMIDT	2:10.473	+2:07.262	48,369	5
17	30	GEERT DEVOLDERE & EDOUARD CHEREAU	2:11.967	+2:17.985	47,821	4
18	68	BERTRAM MARTIN & BRUNO KAELIN	2:11.399	+2:18.486	48,028	3
19	15	CARLO van DUIJNHOFEN & CHRISTIAN VERHAGEN	2:09.442	+2:46.850	48,754	2
20	25	KRISTOF SANTERMANS & PATRICK NIEUWENHUIZEN	2:13.422	1 Lap	47,300	1
21	20	JOHN WATSON & MARK WATSON	2:12.096	+18.221	47,774	0
22	51	ETIENNE BAX & MARC van DEUTEKOM	2:11.570	+20.671	47,965	0
23	24	SCOTT WILKINSON & GARY BURT	2:13.080	+26.744	47,421	0
24	18	TOMAS CERMAK & ONDREJ CERMAK	2:11.731	+26.757	47,907	0
25	9	VACLAV ROZENHAL & MAREK ROZENHAL	2:09.758	+57.840	48,635	0
26	66	KARLIS LEIMANIS & KASPARS LIEPINS	2:12.836	+1:21.622	47,508	0
27	28	THIJS DERKS & ROY DERKS	2:10.313	+2:50.164	48,428	0
28	7	JORIS HENDRICKX & ELI PICCART	2:08.632	8 Laps	49,061	0
29	26	JOHN LYNE & PETE GIRLING	2:15.601	11 Laps	46,539	0
30	101	DAVID BARAT & GUENNADY AUVRAY	-,---	16 Laps	-	0

Margin of Victory	Avg. Speed	Best Lap Tm	Best Spd	Best Lap by
+7.616	46,932	2:05.738	50,190	[1] DANIEL WILLEMSSEN & RETO GRUTTER

Printed: 9-4-2007 13:48:24

Licensed to: BEDUM

CLERK OF THE COURSE : Mr. D.J. WOLSINK CHIEF TIMEKEEPING Mrs. GEA DAVIDS

Orbits 3

PRESIDENT OF THE JURY : Mr. BILL AMICK

www.amb-it.com

SUBJECT TO RATIFICATION BY THE INTERNATIONAL JURY

www.mylaps.com

START TIME 13:30 FINISCH TIME 13:36 PUBLICATION TIME

Page 1/1

1340
[Signature]



WC SIDECAR OLDEBROEK IMN 204/01

Lapchart


W.C. SIDECARS

DE BARGEN 1,753 Km


1st RACE

9-4-2007 13:00

Race



Competitors	Laps																
	0	1	2	3	4	5	6	7	8	9	10	11	12	13	14	15	16
DANIEL WILLEMSSEN & RETO GRI	1	1	1	1	1	1	1	1	1	1	1	1	1	1	1	1	1
KRISTOF SANTERMANS & PATRI	2	25	23	23	23	23	5	5	5	5	5	5	5	5	5	5	5
MARIS RUPEIKS & HARALDS KUI	3	4	4	4	5	5	23	23	23	23	23	23	6	6	6	6	6
JAN HENDRICKX & TIM SMEUNIN	4	5	5	5	4	4	4	6	6	6	6	6	23	23	23	23	23
JORIS HENDRICKX & ELI PICCAR	5	7	7	7	6	6	6	4	7	7	14	14	14	14	4	3	3
MARCEL WILLEMSSEN & BJORN F	6	10	6	6	7	7	19	19	14	14	4	4	4	4	14	4	4
HENDRIK SÖDERQVIST & TOBIA	7	23	14	14	14	19	7	7	4	4	8	8	8	8	3	14	14
JARNO van de BOOMEN & HENR	8	14	9	9	19	14	14	14	10	8	3	3	3	3	8	2	2
STUART BROWN & LUKE PETER	9	8	8	19	9	9	9	10	8	10	2	2	2	2	2	116	116
ANDY BURGLER & MARTIN BETS	10	6	20	10	10	10	10	8	2	2	10	10	116	116	116	8	8
KRISTERS SERGIS & KASPER S	11	19	19	8	8	8	8	3	116	116	116	116	10	12	12	12	12
JOHN WATSON & MARK WATSON	12	20	25	20	20	20	20	2	33	3	33	12	12	33	33	19	19
VACLAV ROZENHAL & MAREK RC	13	9	10	3	3	3	3	9	12	33	12	33	33	10	19	33	33
MARCEL GRONDMAN & ALFONS	14	33	3	25	2	2	2	25	3	12	22	22	22	22	10	10	10
NICKY PULINX & LUDO SOMERS	15	116	116	2	25	25	25	116	22	22	30	30	19	19	22	22	22
TOMAS CERMAK & ONDREJ CER	16	18	2	116	116	116	116	33	30	30	18	51	30	30	51	30	11
EVGENY SHERBININ & SERGEY	17	2	22	22	22	22	33	12	18	18	51	18	51	51	30	11	30
MARKO HAPPICH & MEINRAD SC	18	3	33	33	33	33	12	22	51	51	11	11	18	11	11	68	68
DAVID BARAT & GUENNADY AUV	19	101	51	51	51	51	51	30	11	11	15	19	11	18	68	15	15
MARTIN WALTER & ANDRE SAAM	20	22	18	12	12	12	22	18	15	15	19	15	68	68	18	25	25
GEERT DEVOLDERE & EDOUARD	21	30	12	18	18	30	30	51	19	19	68	68	25	25	25	18	20
CARLO van DUIJNHOFEN & CHRI	22	15	30	30	30	15	18	11	68	68	25	25	15	15	15	20	51
THIJS DERKS & ROY DERKS (28)	23	28	26	15	15	18	11	15	25	25	66	66	20	20	20	51	24
BERTRAM MARTIN & BRUNO KAI	24	68	15	26	11	11	15	68	66	66	9	9	24	24	24	24	18
ETIENNE BAX & MARC van DEUT	25	51	11	11	26	26	26	66	9	9	20	20	9	9	9	9	9
JANIS DAIDERS & LAIRIS DAIDF	26	12	66	68	68	68	68	20	20	20	24	24	66	66	66	66	66
JOSEF BRUSTMANN & PHILIP SC	27	11	68	66	66	66	66	24	24	24	28	28	28	28	28	28	28
JOHN LYNE & PETE GIRLING (26)	28	26	24	24	24	24	24	28	28	28							
KARLIS LEIMANIS & KASPARS LII	29	66	28	28	28	28	28										
SCOTT WILKINSON & GARY BUR	30	24															

1340




WC SIDECAR OLDEBROEK IMN 204/01

Sorted on Laps


W.C. SIDECARS

DE BARGEN 1,753 Km

2nd RACE

9-4-2007 15:30

Race



Pos	No.	Name	Best Tm	Diff	Best Spd	Points
1	1	DANIEL WILLEMSSEN & RETO GRUTTER	2:08.229	-	49,215	25
2	19	KRISTERS SERGIS & KASPERS STUPELIS	2:07.213	+15.094	49,608	22
3	6	ANDY BURGLER & MARTIN BETSCHAT	2:09.974	+23.640	48,554	20
4	5	JAN HENDRICKX & TIM SMEUNINX	2:10.007	+35.362	48,542	18
5	23	HENDRIK SÖDERQVIST & TOBIAS SYLWAN	2:12.138	+44.641	47,759	16
6	20	JOHN WATSON & MARK WATSON	2:12.100	+56.996	47,773	15
7	116	NICKY PULINX & LUDO SOMERS	2:11.937	+1:10.978	47,832	14
8	33	MARCEL GRONDMAN & ALFONS EGGERS	2:12.070	+1:15.936	47,784	13
9	8	STUART BROWN & LUKE PETERS	2:15.007	+1:35.211	46,744	12
10	4	MARIS RUPEIKS & HARALDS KURPNIKES	2:13.276	+1:35.623	47,351	11
11	10	MARCEL WILLEMSSEN & BJORN ROES	2:14.002	+1:40.129	47,095	10
12	9	VACLAV ROZENHAL & MAREK ROZENHAL	2:10.314	+1:42.037	48,428	9
13	14	JARNO van de BOOMEN & HENRY van de WIEL	2:13.403	+1:50.542	47,306	8
14	7	JORIS HENDRICKX & ELI PICCART	2:11.916	+1:56.004	47,840	7
15	2	EVGENY SHERBININ & SERGEY SOSNOVSKIKH	2:14.580	+1:58.839	46,893	6
16	15	CARLO van DUIJNHOFEN & CHRISTIAN VERHAGEN	2:15.516	+2:02.186	46,569	5
17	11	JOSEF BRUSTMANN & PHILIP SCHMIDT	2:15.515	+2:12.294	46,569	4
18	66	KARLIS LEIMANIS & KASPARS LIEPINS	2:15.360	+2:14.697	46,622	3
19	28	THIJS DERKS & ROY DERKS	2:14.952	+2:16.990	46,763	2
20	22	MARTIN WALTER & ANDRE SAAM	2:15.539	1 Lap	46,561	1
21	24	SCOTT WILKINSON & GARY BURT	2:14.573	+7.898	46,895	0
22	51	ETIENNE BAX & MARC van DEUTEKOM	2:14.959	+14.173	46,761	0
23	26	JOHN LYNE & PETE GIRLING	2:17.084	+15.745	46,036	0
24	68	BERTRAM MARTIN & BRUNO KAELEN	2:14.821	+27.634	46,809	0
25	30	GEERT DEVOLDERE & EDOUARD CHEREAU	2:16.793	+46.620	46,134	0
26	12	JANIS DAIDERS & LAIRIS DAIDERS	2:13.948	+56.788	47,114	0
27	18	TOMAS CERMAK & ONDREJ CERMAK	2:13.783	+1:27.574	47,172	0
28	25	KRISTOF SANTERMANS & PATRICK NIEUWENHUIZEN	2:15.634	11 Laps	46,528	0
29	36	WIM JANSSEN & HENK ROENHORST	2:15.953	12 Laps	46,419	0
30	3	MARKO HAPPICH & MEINRAD SCHELBERT	2:31.614	15 Laps	41,624	0

Margin of Victory	Avg. Speed	Best Lap Tm	Best Spd	Best Lap by
+15.094	46,387	2:07.213	49,608	[19] KRISTERS SERGIS & KASF

Printed: 9-4-2007 16:18:10

Licensed to: BEDUM

CLERK OF THE COURSE : Mr. D.J. WOLSINK CHIEF TIMEKEEPING Mrs. GEA DAVIDS

Orbits 3


PRESIDENT OF THE JURY : Mr. BILL AMICK

www.amb-it.com

SUBJECT TO RATIFICATION BY THE INTERNATIONAL JURY

www.mylaps.com

START TIME 15:30 FINISH TIME 16:00 PUBLICATION TIME

16.15




WC SIDECAR OLDEBROEK IMN 204/01

Lapchart

W.C. SIDECARS

DE BARGEN 1,753 Km

2nd RACE

9-4-2007 15:30

Race

Competitors		Laps																
		0	1	2	3	4	5	6	7	8	9	10	11	12	13	14	15	16
MARCEL WILLEMSSEN & BJORN F	1	10	19	19	19	19	19	19	19	19	1	1	1	1	1	1	1	1
JAN HENDRICKX & TIM SMEUNIN	2	5	6	6	6	1	1	1	1	19	19	19	19	19	19	19	19	19
JORIS HENDRICKX & ELI PICCAR	3	7	5	5	1	6	5	5	5	5	5	5	5	6	6	6	6	6
KRISTERS SERGIS & KASPERS E	4	19	20	1	5	5	6	6	6	6	6	6	6	5	5	5	5	5
ANDY BURGLER & MARTIN BETS	5	6	10	20	20	20	20	20	20	20	20	20	23	23	23	23	23	23
DANIEL WILLEMSSEN & RETO GRI	6	1	23	23	23	23	23	23	116	23	23	23	20	20	20	20	20	20
MARCEL GRONDMAN & ALFONS	7	33	1	10	116	116	116	116	23	116	116	116	116	116	116	116	116	116
JOHN WATSON & MARK WATSON	8	20	116	116	10	10	10	10	7	33	33	33	33	33	33	33	33	33
KRISTOF SANTERMANS & PATRI	9	25	7	7	7	7	7	7	7	33	8	8	8	8	8	8	8	8
STUART BROWN & LUKE PETER	10	8	8	9	9	9	9	9	33	8	10	10	10	10	10	10	4	4
MARIS RUPEIKS & HARALDS KUI	11	4	9	33	33	33	33	33	9	10	9	9	9	9	9	9	10	10
HENDRIK SÖDERQVIST & TOBIA	12	23	33	8	14	14	8	8	9	4	4	4	4	4	4	4	9	9
VACLAV ROZENHAL & MAREK RC	13	9	14	14	8	8	14	24	4	14	14	14	14	14	14	14	14	14
JARNO van de BOOMEN & HENR	14	14	24	4	4	4	24	14	14	24	24	24	7	7	7	7	7	7
MARTIN WALTER & ANDRE SAAM	15	22	4	24	24	24	4	4	24	7	7	7	24	2	2	2	2	2
NICKY PULINX & LUDO SOMERS	16	116	28	28	28	28	28	28	28	28	15	2	2	15	15	15	15	15
EVGENY SHERBININ & SERGEY	17	2	15	15	15	15	15	15	15	15	2	15	15	11	11	11	11	11
JANIS DAIDERS & LAIRIS DAIDEF	18	12	11	11	11	11	11	11	11	11	11	22	22	66	66	66	66	66
JOSEF BRUSTMANN & PHILIP SC	19	11	36	36	36	36	22	2	2	2	22	11	11	28	28	28	28	28
ETIENNE BAX & MARC van DEUT	20	51	25	22	22	22	2	22	22	22	66	66	66	68	68	22	22	22
THIJS DERKS & ROY DERKS (28)	21	28	22	25	25	25	25	66	66	66	28	28	28	22	22	24	24	24
SCOTT WILKINSON & GARY BUR	22	24	12	2	2	2	66	26	26	26	26	68	68	24	24	26	51	51
BERTRAM MARTIN & BRUNO KAE	23	68	2	66	66	66	26	51	51	51	68	26	26	26	26	51	26	26
KARLIS LEIMANIS & KASPARS LII	24	66	66	26	26	26	51	68	68	68	51	51	51	51	51	68	68	68
CARLO van DUIJNHOFEN & CHRI	25	15	26	18	30	30	30	30	30	18	18	18	18	18	18	30	30	30
JOHN LYNE & PETE GIRLING (26)	26	26	3	30	51	51	68	18	18	30	30	30	30	30	18	12	12	12
WIM JANSSEN & HENK ROENHO	27	36	18	68	68	68	18	12	12	12	12	12	12	12	12	18	18	18
MARKO HAPPICH & MEINRAD SC	28	3	30	51	18	18	12											
TOMAS CERMAK & ONDREJ CER	29	18	68	12	12	12												
GEERT DEVOLDERE & EDOUARI	30	30	51															




WC SIDECAR OLDEBROEK IMN 204/01

W.C. SIDECARS

DE BARGEN 1,753 Km

TOTAL RESULTS



Pos	No.	Name	Union	Model	Sponsor	R1.	R2.	Total points
1	1	DANIEL WILLEMSSEN & RETO GRUTTER	KNMV / KNMV	VMC-ZABEL		25	25	50
2	6	ANDY BURLER & MARTIN BETSCHART	FMS / FMS	VMC-KTM		20	20	40
3	5	JAN HENDRICKX & TIM SMEUNINX	FMB / FMB	VMC /ZABEL		22	18	40
4	23	HENDRIK SÖDERQVIST & TOBIAS SYLWAN	SVEMO / SVEMO	AYR-HUSABERG		18	16	34
5	19	KRISTERS SERGIS & KASPERIS STUPELIS	LAMSF / LAMSF	MEFO-KTM		11	22	33
6	116	NICKY PULINX & LUDO SOMERS	FMB / FMB	AYR - KTM		12	14	26
7	4	MARIS RUPEIKS & HARALDS KURPNIKS	LAMSF /LAMSF	AYR-KTM		15	11	26
8	33	MARCEL GRONDMAN & ALFONS EGGERS	KNMV / KNMV	VMC-ZABEL		9	13	22
9	14	JARNO van de BOOMEN & HENRY van de WIEL	KNMV / KNMV	VMC-ZABEL	RASMANIS&DANKERS	14	8	22
10	8	STUART BROWN & LUKE PETERS	ACU / ACU	VMC-ZABEL		8	12	20
11	2	EVGENY SHERBININ & SERGEY SOSNOVSKIKH	MFR /MFR	MEFO-MTH		13	6	19
12	10	MARCEL WILLEMSSEN & BJORN ROES	KNMV / KNMV	BSU-ZABEL		7	10	17
13	3	MARKO HAPPICH & MEINRAD SCHELBERT	DMSB /DMSB	VMC-ZABEL		16	0	16
14	20	JOHN WATSON & MARK WATSON	ACU / ACU	VMC-ZABEL		0	15	15
15	12	JANIS DAIDERS & LAIRIS DAIDERS	LAMSF / LAMSF	AYR-KTM	EKSUI & HAMSTRA	10	0	10
16	9	VACLAV ROZENHAL & MAREK ROZENHAL	ACCR / ACCR	VMC-ZABEL		0	9	9
17	11	JOSEF BRUSTMANN & PHILIP SCHMIDT	DMSB / DMSB	NMP-JF		5	4	9
18	7	JORIS HENDRICKX & ELI PICCART	FMB / FMB	AYR -KTM		0	7	7
19	15	CARLO van DULJHOVEN & CHRISTIAN VERHAGEN	KNMV / KNMV	VMC-ZABEL		2	5	7
20	22	MARTIN WALTER & ANDRE SAAM	DMSB / DMSB	VMC-ZABEL		6	1	7
21	30	GEERT DEVOLDERE & EDOUARD CHEREAU	FFM / FFM	VMC-HUSABERG		4	0	4
22	66	KARLIS LEIMANIS & KASPARS LIEPINS	LAMSF/LAMSF	AYR-KTM		0	3	3
23	68	BERTRAM MARTIN & BRUNO KAELEN	OEAMTC / FMS	VMC-ZABEL		3	0	3
24	28	THIJS DERKS & ROY DERKS	KNMV / KNMV	BSU-HUSABERG		0	2	2
25	25	KRISTOF SANTERMANS & PATRICK NIEUWENHUIZEN	FMB / OEAMTC	SST-YAMAHA		1	0	1
26	24	SCOTT WILKINSON & GARY BURT	ACU / ACU	VMC-ZABEL		0	0	0
27	51	ETIENNE BAX & MARC van DEUTEKOM	MUL / MUL	VMC-ZABEL		0	0	0
28	18	TOMAS CERMAK & ONDREJ CERMAK	ACCR / ACCR	MEFO-JAWA		0	0	0
29	26	JOHN LYNE & PETE GIRLING	MUL / ACU	VMC-ZABEL		0	0	0
30	36	WIM JANSSEN & HENK ROENHORST	MUL / KNMV	VMC-ZABEL		--	0	0
31	101	DAVID BARAT & GUENNADY AUVRAY	FFM / FFM	VMC-ZABEL		0	--	0

16.15

